

# Login Items

Wouldn't it be nice if you could push your Mac's ON button, go get a cup of coffee and, by the time you get back, have your email application open and your new mail ready to read? Darned right.

Your Mac can be automated. There are lots of automatic things you can make it do. One of the most popular is to have favorite applications open automatically when you start up or log in to your Mac.

All customizations that affect your whole Mac are set using the *System Preferences* application (find it under the *Apple* menu).

The icons in *System Preferences* represent different functions that you can control. Setting what applications open during start up affects your user account, so click on the *Accounts* icon.

Once there, click the *Login Items* tab. You may see a few items already in the list. The *iTunes Helper* may be there. Or *System Events*. Or, something else. That's fine.

To add an application, click on the Plus (+) button. A window will open showing the contents of your *Applications* folder.

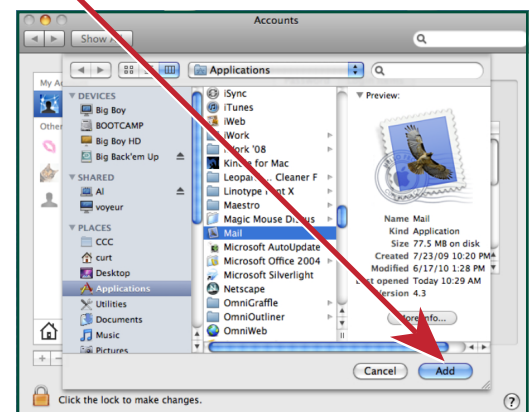
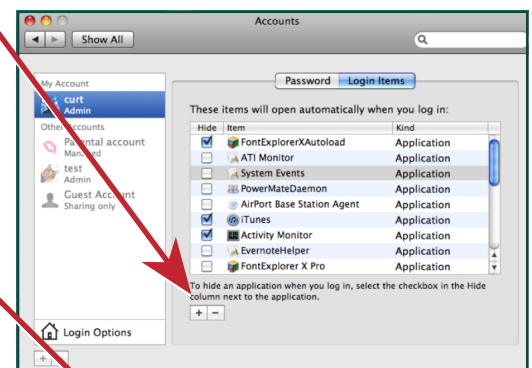
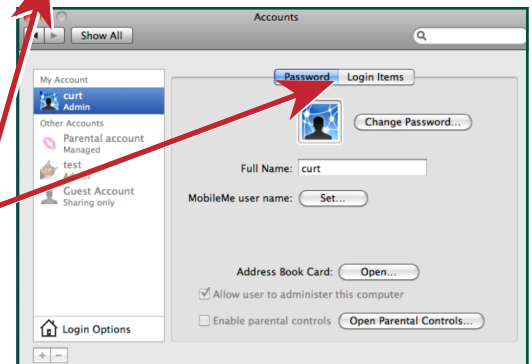
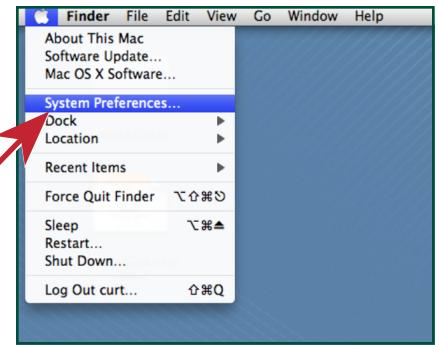
Click on an application that you want to open at start up. *Mail*, perhaps. Then, click the *Add* button to add it to the list.

Note the checkboxes next to the entries. Don't click the checkbox unless you want to make the application invisible (not much point in doing that!).

To finish, just quit *System Preferences*.

Now, whenever you start up your Mac, *Mail* will open, log in to your email provider and download your new emails, ready to read. All of that without you doing anything more than pushing your Mac's ON button.

Note: These illustrations were created using Mac OS X 10.6.4 (Snow Leopard). Older versions of Mac OS X will appear slightly different, but will work in the same way.



## New Products

Apple just announced several new goodies. You can see the presentation by going to:

<http://events.apple.com.edgesuite.net/1010qwoeiuryfg/event/index.html>

**MacBook Air.** The ultra slim and light *MacBook Air* is now slimmer and lighter than before. And, comes in two sizes:

11" *MacBook Air* has an 11 inch screen, is barely more than half an inch thick and weighs only 2.3 pounds. \$999.00 up.

13" *MacBook Air* has a 13 inch screen and weighs 2.9 pounds. \$1299.00 up.

Both *MB Airs* feature long life batteries (5 hours for the 11" and 7 hours for the 13"), wireless connectivity, camera, microphone and full size keyboards and trackpads.

The *Airs* are underpowered compared to the *MacBook* and *MacBook Pro* lines, but they are much smaller, lighter and easier to carry than those regular-sized laptops. Plus, they are considerably more powerful than other laptops in their size and weight range (including tiny netbooks).

**iLife '11.** The new *iLife* is still Apple's four great lifestyle applications in one package: *iPhoto*, *iMovie*, *iDVD*, *iWeb* and *GarageBand*.

*iDVD* and *iWeb* are pretty much unchanged from the '09 version. *iPhoto* has some nice, but not crucial, interface refinements, but *iMovie* and *GarageBand* have been given major improvements.

*iMovie* gets much needed sound editing capabilities and a feature that helps you find the best shots with people in them. The most interesting (and fun) addition is the



ability to make professional appearing movie trailers from your home videos.

*GarageBand* powers up its editing abilities making music creation even easier. Of note is the ability to fix missed cues and musicians that can't stay on the beat with a simple click and drag. Plus, 22 new lessons to help you learn to play piano and guitar.

*iLife '11* comes free with all new Macs or you can upgrade for \$49.00 (\$30.00 less than the previous version).

**FaceTime for Macs.** Free video phone calls over the internet. More on this amazing software in next month's issue.

## October Tip—

Is your internet performance inconsistent and clunky? If you have tested your connection speed and found it to be good (see the *August 2010 CCC News* for how), the problem may be with your ISP's DNS servers.

The DNS (Domain Name Service) system is how computers are addressed and found on the internet. DNS servers are the hard toiling workers that connect it all together. If your ISP's DNS servers are not performing well, your internet experience will be bad. So, try Google's reliable DNS servers. Just open the *Internet System Preference* and substitute Google's address: 8.8.8.8 for the DNS numbers that your ISP uses. If it helps, great! If not, you can change back by deleting 8.8.8.8; the old numbers will return.

California Computer Care

P.O. Box 9445

Santa Rosa, CA 95405

(800) 540-8989

Like an  
auto club  
for your  
computer.